



RDS Maintenance: Strategies for Patching and Version Upgrades

Karen Ng

Senior Technical Account Manager
AWS

Abhimanyu Tomar

Senior Database Specialist Technical Account Manager
AWS

Agenda



- RDS PostgreSQL Updates: What You Need to Know
- The Upgrade Decision Framework
- Minimizing Downtime: From In-Place to Near Zero-Downtime
- Proven Best Practices
- What's New?



RDS PostgreSQL Updates: What You Need to Know

PostgreSQL Upgrades



- **Types of Upgrades**
 - **Operating System**
 - **Database Engine**

Operating System Updates



- Types of OS patches
 - Distribution upgrades → new Operating System versions
 - System patches → security, bug fixes, performance improvements(rare)
- Key behavior
 - Can be mandatory or optional
 - Security-related updates are mandatory and must be applied
 - Applied via maintenance window or adhoc by customer

Minor Version Upgrades



- Minor version upgrades
 - Frequent releases
 - Bug Fixes/Patches to the binaries
 - Rarely contains new minor functionality/performance enhancements
 - May contain important security fixes
 - Requires spot-testing by AWS+Customer
 - Automate with AMVU (RDS)

Major Version Upgrades



- Infrequent Releases
- Tracks the community yearly release cycle
- Introduces new functionality/performance enhancements
- May change system catalogs and page formats
- Supports skip version in-place upgrade

Differences between Major and Minor version upgrades



	Minor Version Upgrade	Major Version Upgrade
Multi-AZ	Upgrades primary + Standby together	Same Behavior
In-Region Read Replica	Upgrades Replicas First	Upgrades with primary
Parameter Group	No Change	New Custom Group Required
Upgrades automatically	Yes (with AmVU enabled)	No
Database Data Files	No Change	Update
Table Statistics	Preserved	Rebuild for < PostgreSQL 18 Use <code>vacuumdb --all --analyze-in-stages --missing-stats-only</code> to update extended statistics.
Backward compatible	Yes	Not guaranteed
Extensions	No action required	Require Upgrades



The Upgrade Decision Framework

Who decides Upgrades & Versions?



- **Customer Responsibility**

- Choose major version
- Plan timeline for major version upgrades
- Stay current with minor version upgrades/patches
- Decide when and how to perform:
 - Major version Upgrades
 - Minor version Upgrades

- **Amazon RDS Service Team**

- Make new database versions available
 - After release by the Postgres Community
 - After AWS testing and validation
- Provide automation options (AMVU – Auto Minor Version Upgrades)
 - Enhance upgrade experience for customers



Minimizing Downtime: From In-Place to Near Zero-Downtime

Downtime by Maintenance Type



OS Update

Minor Upgrade

Major Upgrade

Single-AZ

Minutes (restart)

Minutes (restart)

High (full downtime)

Multi-AZ Instance

Seconds (failover)

Minutes (restart)

High (full downtime)

Aurora PostgreSQL

Near-zero (rolling)

Near-zero (ZDP*)

High (full downtime / switchover)

Aurora Global Database

Rolling per region


Requires regional sequencing

High (cross-region coordination)

[1] [Minor version upgrade and ZDP](#) and [Limitation of ZDP](#).

[2] [Patch level compatibility for managed cross-region switchover & failover](#).

[3] [AMVU for Aurora clusters](#).



RDS upgrade options

Major version Upgrade Approaches



In-Place Upgrade

- Direct upgrade path
- Downtime required



Database Migration Service (DMS)

- Minimal Downtime
- Suitable for **critical** applications.



Blue/Green Deployment

- Managed switchover process.
- Minimize risk upgrade path



Snapshot Migration

- Isolated Testing Environment
- Risk-free validation of new version



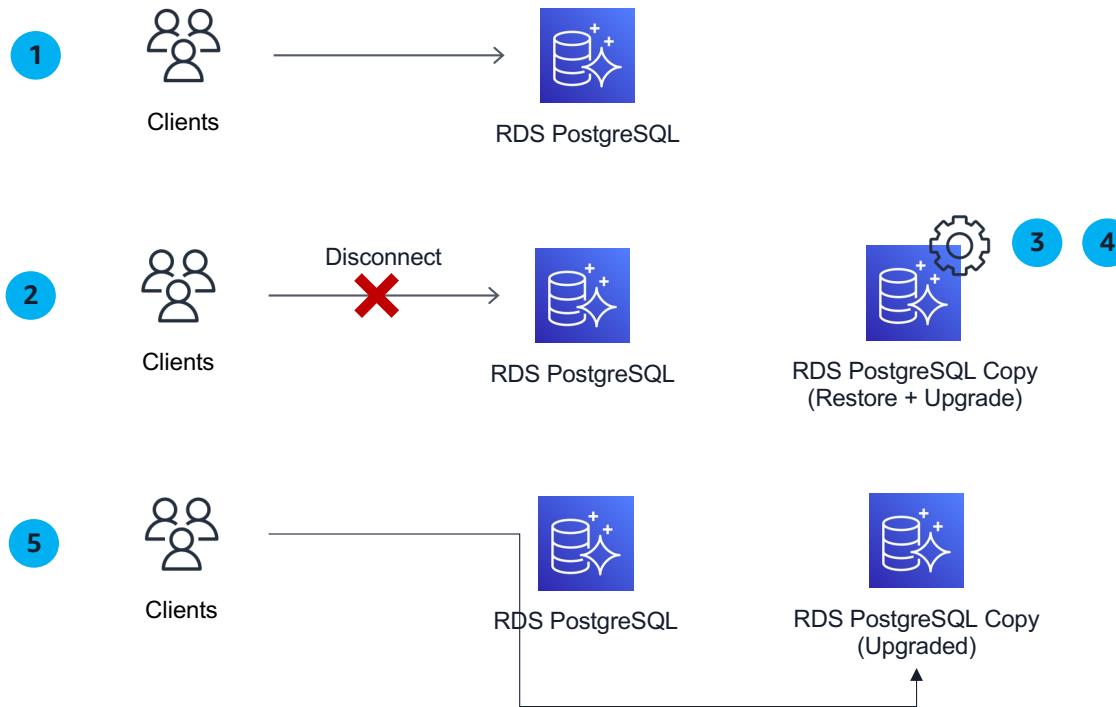
Logical Replication

- Native PostgreSQL
- Flexible version compatibility

Snapshot restore




Downtime



In-place upgrade



Downtime



In-Place Major version upgrade

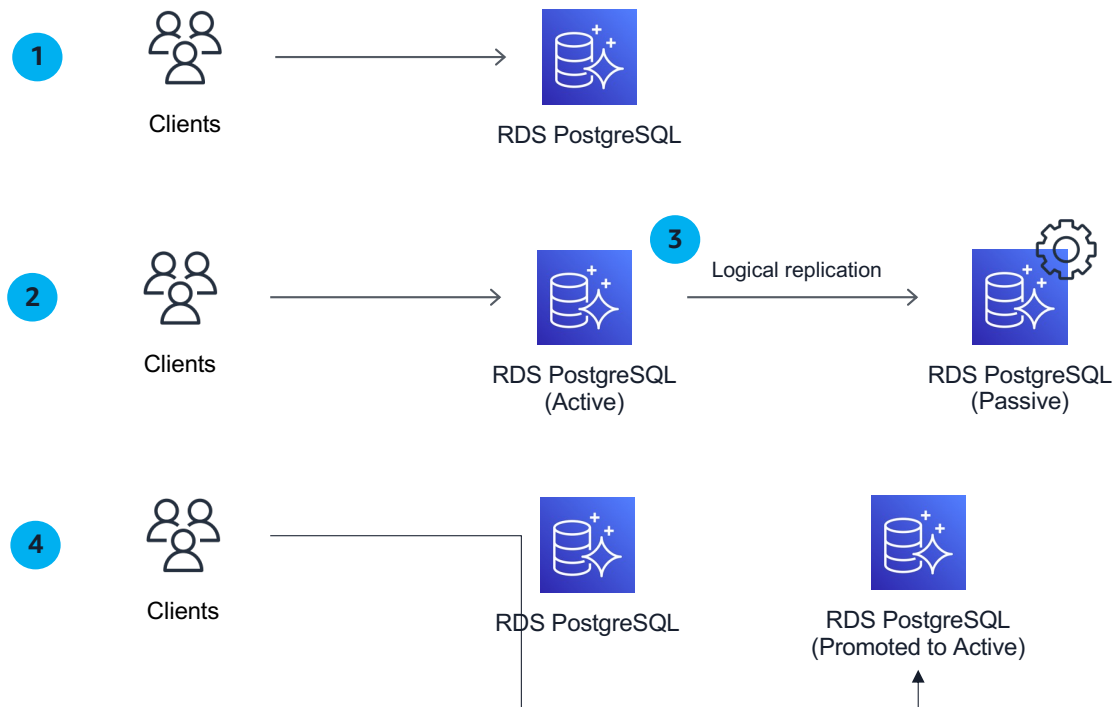


- Upgrades can skip major versions with multi major version upgrade
- The time needed to upgrade depends more on the number of database objects than the database size
- Snapshots taken before & after the upgrade if backup retention period > 0. Recommend to take manual snapshot.
- Statistics are not upgraded so **ANALYZE**s needed on the new version
- A new parameter group is needed for the new version – will be automatically created for you - default

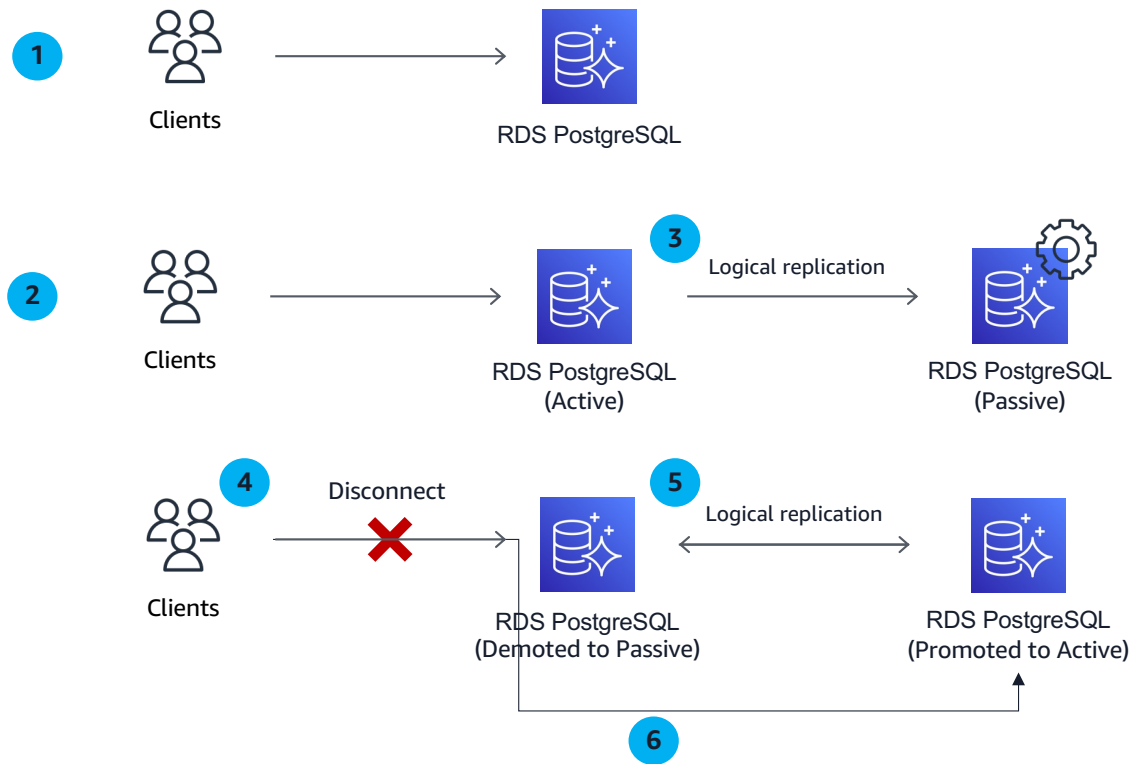
Upgrade options: active-passive (blue-green)



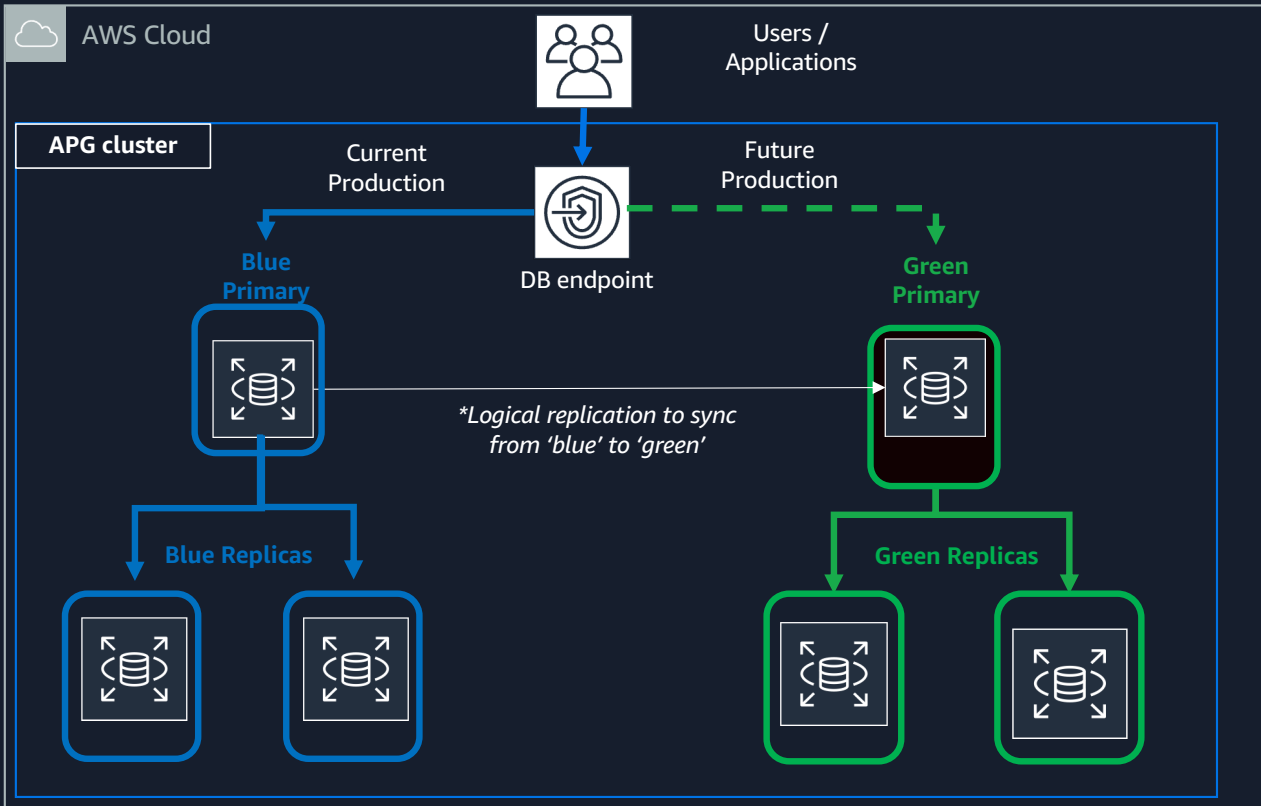
Near-zero
Downtime



Upgrade options: active-passive with fallback



RDS Blue/Green Deployments



What it does:

- Creates a mirrored copy of the current production environment (blue) as the green environment (future production)
- Sets up logical replication between blue primary and green primary.
- Modify green, add/remove replicas, and test changes in green environment before switchover

Tasks in Green before switchover:

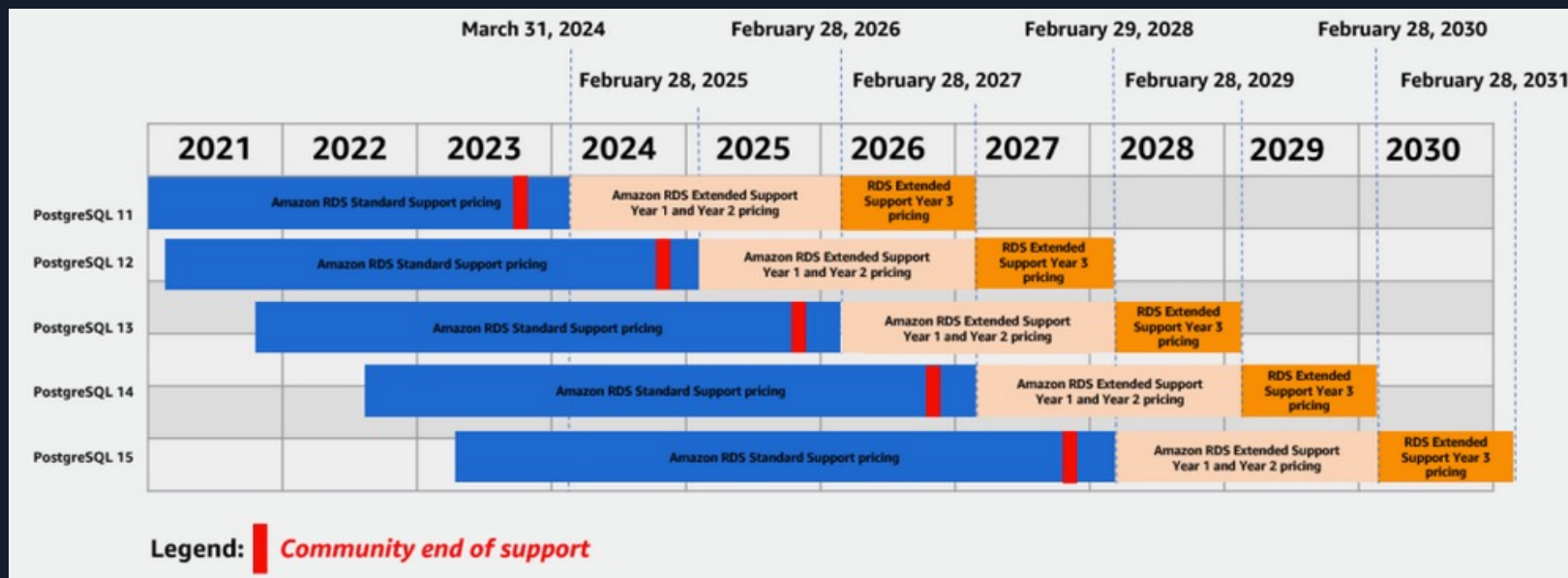
- Monitor replication lag.
- Run Analyze in Green (major version).

- RDS PostgreSQL - Default Physical Replication, use logical replication for major version in Green environment.
- Aurora PostgreSQL – Logical replication


Extended Major Version Support



- PostgreSQL 12 & 13 are supporting 3 years past community end-of-life



- [Release calendars for Aurora PostgreSQL](#)
- [Release calendars for Amazon RDS for PostgreSQL](#)



Proven Best Practices

Best Practices



- **Minor Version Upgrade:**
 1. Update DB engine, when a new release becomes available (recommended)
 2. Choose automatic minor upgrades vs. manual based on need
 3. Set an appropriate maintenance window
 4. Required updates are scheduled automatically during a maintenance window
 5. Physical Read replica can have different minor version than primary, but not major
- **Major Version Upgrade** - To minimize downtime:
 - Use pglogical or native logical replication and/or Aurora Fast Cloning
 - Use Blue/Green Deployment
 - Test engine update process in a pre-prod/testing environment
 - Check for unsupported database classes, see [Supported DB engines for DB instance classes.](#)
 - Check for unsupported usages (i.e. Prepared transactions, data type, invalid database).
 - Run Analyze post major version upgrade
 - Upgrade the extensions

Downtime Strategy



Feature	RDS Proxy	PgBouncer
Managed by AWS	Yes	No (self-managed)
Major Version Upgrades	Yes (reduces impact)	Yes (reduces impact)
Minor Version Patches	Yes	Yes
Typical Downtime	5–30 seconds failover	Depends on drain time
Connection Pooling	Yes (built-in)	Yes (primary purpose)
Additional Cost	~\$0.015/hr per vCPU	EC2 instance cost
Application Changes	Endpoint change only	Endpoint + config
Best For	Production apps	High-connection apps

Rollback Strategy



Criteria	pgactive	Logical Replication
RDS Compatibility	Limited (custom setup)	Fully supported
Setup Complexity	High	Medium
Rollback Speed	Near-instant	Seconds (DNS change)
Data Loss Risk	Low (bi-directional sync)	Low (if subscriber is current)
DDL Replication	Yes (with pgactive)	No (manual sync required)
Cross-Version Support	Yes	Yes
Resource Overhead	High (two active nodes)	High (two running instances)
Operational Complexity	Very High	Medium
Community Support	Limited (EDB)	Broad (core PostgreSQL)
Recommendation	Complex workloads	Most RDS use cases


Common problems during Upgrade




- Sometimes RDS Postgres upgrade encounters certain issues
- pg_upgrade.log contains details of these issues

Error	Reason
INCOMPATIBLE_PARAMETER	Could occur if a memory-related parameter such as shared_buffers or work_mem was set too large
STORAGE_FULL	Instance ran out of space
Logical Replication slots	If the database is using logical replication slots

Common problems during Upgrade




Error	Reason
Release Date Dependency	If the release date of the target version is older than the release date of the current version
Master Username	If master username starts with pg_, the upgrade fails
Upgrades taking long time	The duration is dependent on the number of database objects not their physical size
Slowness after the upgrade	Optimizer statistics are not upgraded so they need to be re-gathered after the upgrade by running ANALYZE. Hence this time has to be accounted in the overall upgrade timeline



What's New?

AWS Organizations Upgrade Rollout Policy



Staged Rollouts with Confidence

Automatically deploy updates to dev/test → production → mission-critical environments

Built-in delays between stages minimize disruption risk

Enterprise-Scale Orchestration

Manage upgrades across thousands of databases in multiple accounts and regions

Policy-based control—no custom scripts or manual scheduling required

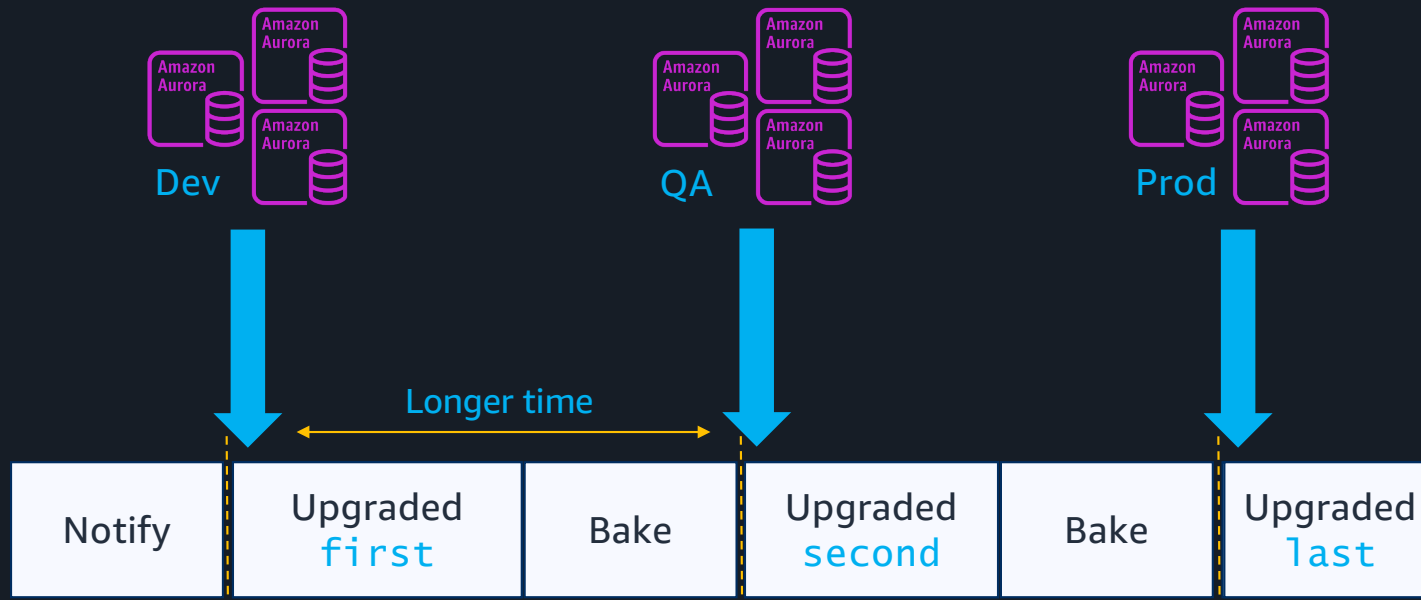

Full Observability & Control

Advance notifications via AWS Health Dashboard

Real-time progress tracking with pause/override capabilities


Fleet-wide upgrade orchestration

AWS Organizations Upgrade Rollout Policy



Maintenance notification

- Maintenance windows honored
- Bake time
- Upgraded in sequence



Thank you!